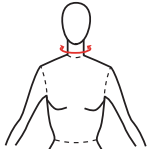
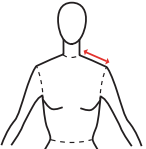
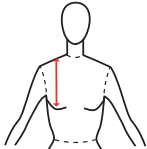
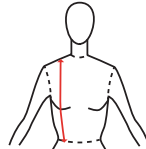
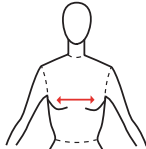
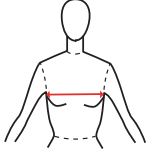
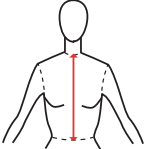
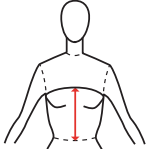
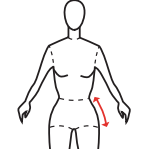
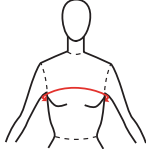
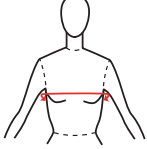
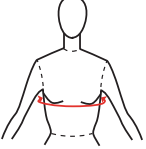
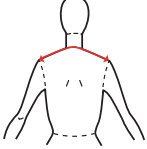
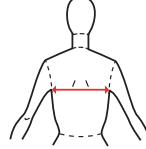
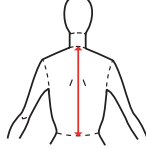
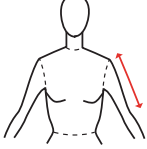
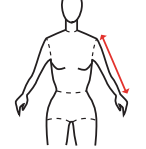
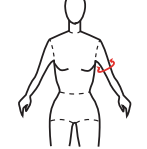
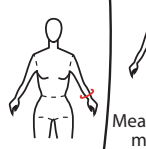
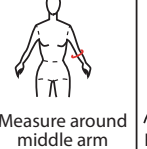
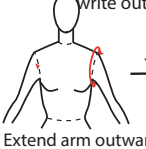
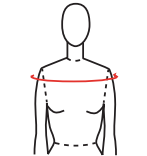
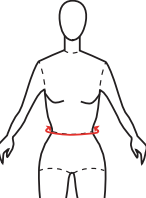
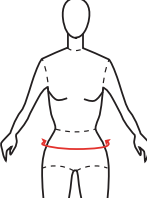
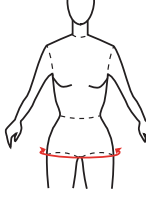
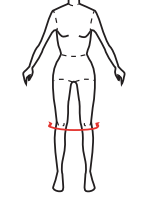
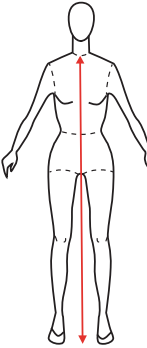
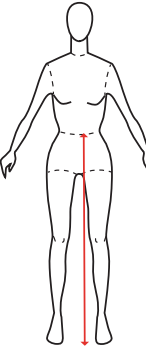
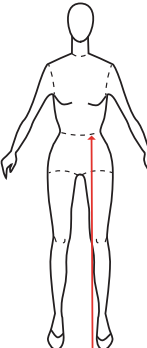
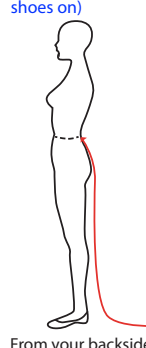


Haute Couture Measurement Card

<p>1. Neck</p>  <p>Measure all the way around widest part of neck.</p>	<p>2. Shoulder</p>  <p>Measure from edge of neck to shoulder joint.</p>	<p>3. Neck to bust</p>  <p>Measure from edge of neck to apex of bust.</p>	<p>4. Neck to waist</p>  <p>Measure from edge of neck down to waist.</p>	<p>5. Bust to bust</p>  <p>Measure from bust apex to bust apex.</p>
<p>6. Across front</p>  <p>Measure above bust from arm crease to arm crease.</p>	<p>7. Center front</p>  <p>Measure from hollow part of neck down to waist.</p>	<p>8. Neckline</p>  <p>Measure from waistline up towards how low the neckline will be.</p>	<p>9. Drop waistline</p>  <p>Measure from waist down to hip area.</p>	<p>10. Upper bust</p>  <p>Measure above bust all the way around backside.</p>
<p>11. Bust circumference</p>  <p>Measure at the widest part of the bust all the way around backside.</p>	<p>12. Under bust</p>  <p>Measure under bust completely around ribcage and backside.</p>	<p>13. Upper back</p>  <p>Measure from shoulder joint to shoulder joint.</p>	<p>14. Across back</p>  <p>Measure across back from arm crease to arm crease.</p>	<p>15. Center back</p>  <p>Measure from base of neck down to waist.</p>
<p>16. Shoulder to elbow</p>  <p>Measure from shoulder joint to center of elbow.</p>	<p>17. Shoulder to wrist</p>  <p>Measure from shoulder joint to wrist for desired sleeve length.</p>	<p>18. Bicep</p>  <p>Measure around fullest part of bicep.</p>	<p>19. Wrist-A</p>  <p>Measure around the complete wrist</p> <p>19- B forearm</p>  <p>Measure around middle arm</p>	<p>20. Armhole</p>  <p>write out the equation <u>+2in</u></p> <p>Extend arm outwards and measure over shoulder and underarm. Then add two inches to your measurement.</p>
<p>21. OverArm</p>  <p>Measure completely around the arms, chest, and backside.</p>	<p>22. Natural waist</p>  <p>Measure around smallest part of waist.</p>	<p>23. Low rise</p>  <p>Measure at high hip bone completely around backside.</p>	<p>24. Hip circumference</p>  <p>Measure completely around hips and over widest part of the seat.</p>	<p>25. Over Knee</p>  <p>Measure below both knees completely around legs.</p>
<p>26. Neck to hem (with shoes on)</p>  <p>Measure from hollow part of neck down to desired length of hem.</p>	<p>27. Waist to floor (without shoes)</p>  <p>Measure from waist down to floor.</p>	<p>28. Waist to hem (with shoes on)</p>  <p>Measure from waist down to desired length of hem.</p>	<p>29. Waist to length to train (with shoes on)</p>  <p>From your backside, place measuring tape at waist and measure down the legs to floor and outwards to the desired length of the train.</p>	<p>1. For the last measurements 26, 27 and 28 please take measurements with a similar shoe height that you will be wearing with your dress.</p> <p>2. Blue is the necessary size</p>